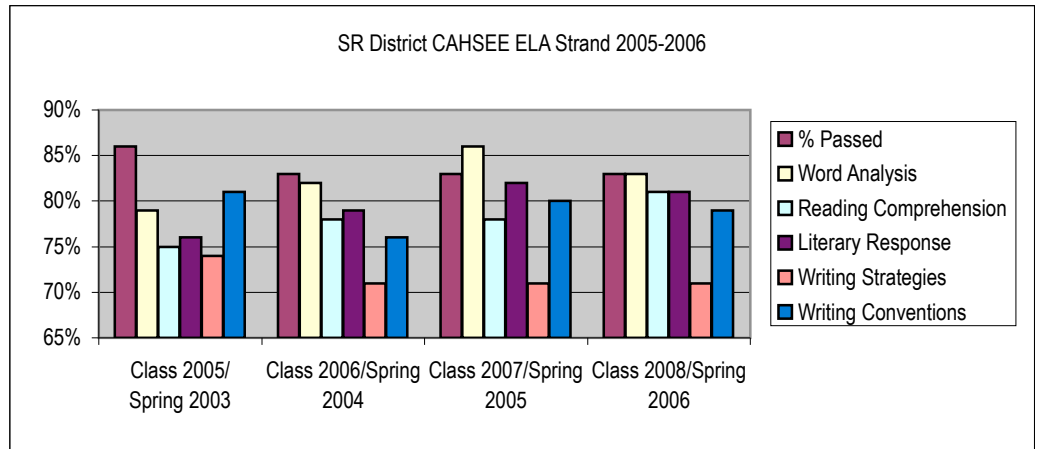


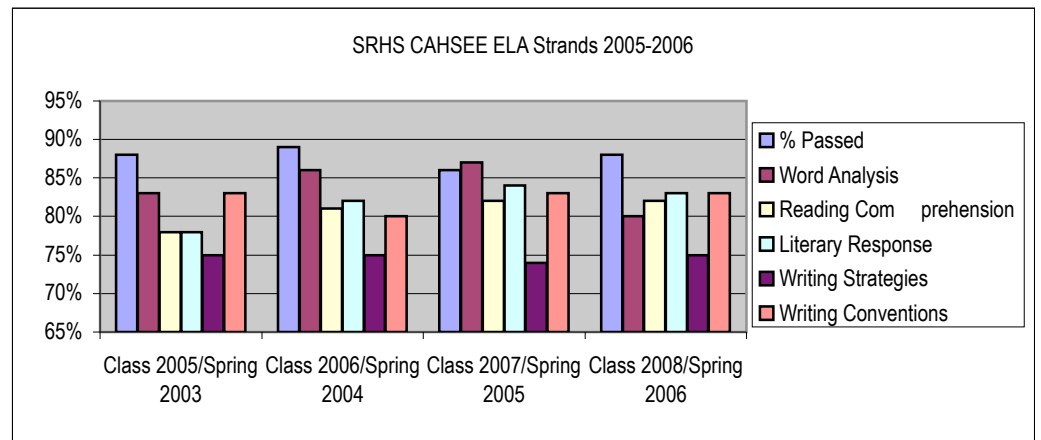
SRCS CAHSEE English - Language Arts Strand Analysis Classes of 2005,2006,2007 and 2008

	# Tested	% Passed	Word Analysis	Reading Comprehension	Literary Response	Writing Strategies	Writing Conventions	Essay #1	Essay #2
Class 2005/ Spring 2003	1920	86%	79%	75%	76%	74%	81%	2.2	2.6
Class 2006/Spring 2004	1977	83%	82%	78%	79%	71%	76%	2.6	NA
Class 2007/Spring 2005	2146	83%	86%	78%	82%	71%	80%	2.4	NA
Class 2008/Spring 2006	1996	83%	83%	81%	81%	71%	79%	2.5	NA



SRHS CAHSEE English-Language Arts Strand Analysis Class of 2005,2006,2007and 2008

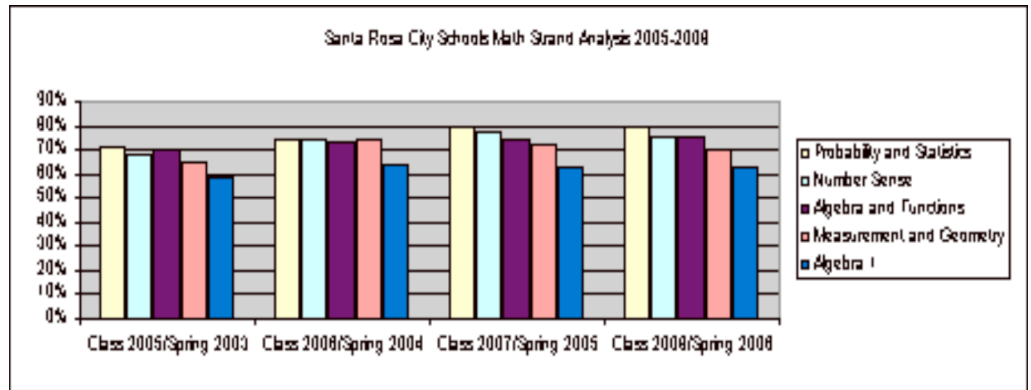
	# Tested	% Passed	Word Analysis	Reading Comprehension	Literary Response	Writing Strategies	Writing Conventions	Essay #1	Essay #2
Class 2005/Spring 2003	443	88%	83%	78%	78%	75%	83%	2.3	2.7
Class 2006/Spring 2004	473	89%	86%	81%	82%	75%	80%	2.8	NA
Class 2007/Spring 2005	502	86%	87%	82%	84%	74%	83%	2.6	NA
Class 2008/Spring 2006	472	88%	80%	82%	83%	75%	83%	2.6	NA



SRHS ELA test results remain strong relative to the district as a whole

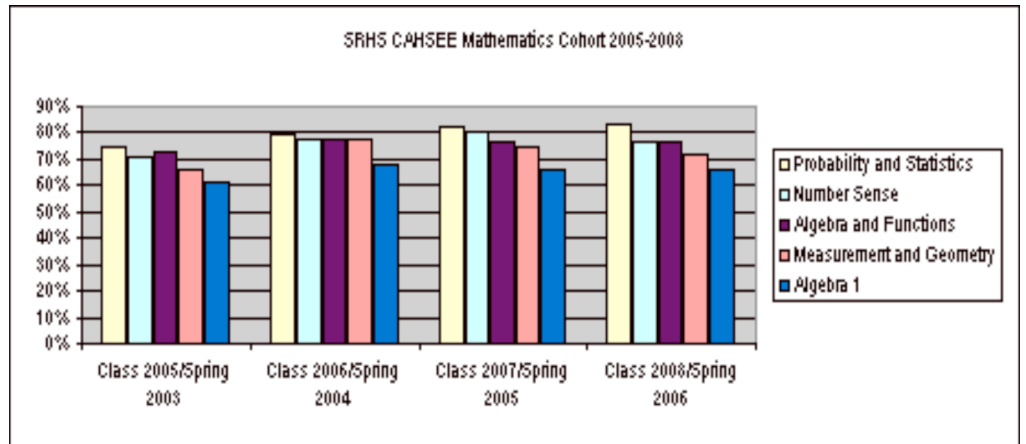
SRCS CAHSEE Mathematics Strand Analysis Classes of 2005, 2006, 2007 and 2008

	# Tested	% Passed	Probability and Statistics	Number Sense	Algebra and Functions	Measurement and Geometry	Algebra 1
Class 2005/Spring 2003	1970	73%	71%	68%	70%	65%	59%
Class 2006/Spring 2004	1998	82%	74%	74%	73%	74%	64%
Class 2007/Spring 2005	2166	86%	80%	77%	74%	72%	63%
Class 2008/Spring 2006	1997	82%	80%	75%	75%	70%	63%



SRHS CAHSEE Mathematics Strand Analysis Classes of 2005, 2006, 2007 and 2008

	# Tested	% Passed	Probability and Statistics	Number Sense	Algebra and Functions	Measurement and Geometry	Algebra 1
Class 2005/Spring 2003	443	80%	75%	71%	73%	66%	61%
Class 2006/Spring 2004	474	89%	79%	78%	78%	78%	68%
Class 2007/Spring 2005	509	89%	82%	80%	77%	75%	66%
Class 2008/Spring 2006	470	89%	83%	77%	77%	72%	66%



SRHS Math CAHSEE scores remain strong relative to the district.