

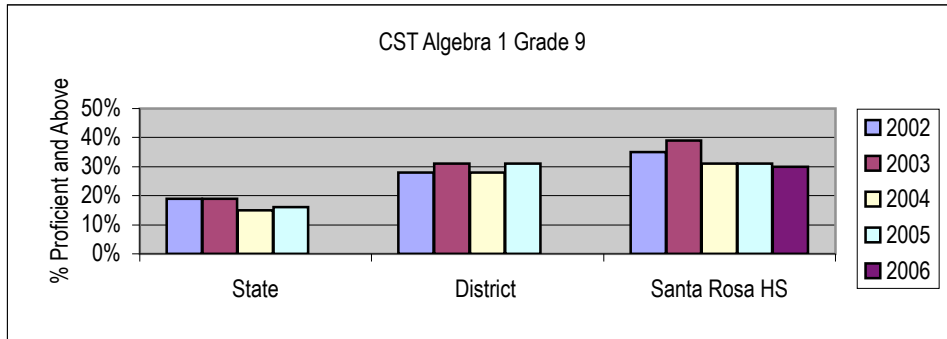
CST Mathematics -- API Weight 0.2 (20%)

ALGEBRA 1 Grade 9

Proficient and Above

	2002	2003	2004	2005	2006
State	19%	19%	15%	16%	NA
District	28%	31%	28%	31%	NA
Santa Rosa HS	35%	39%	31%	31%	30%

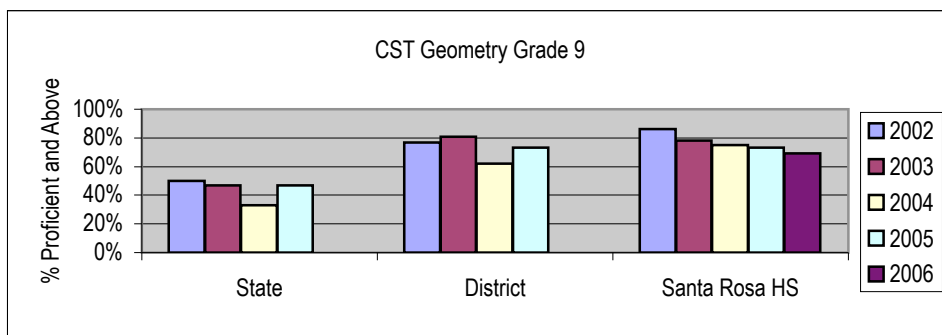
Items in red indicate declining score



GEOMETRY Grade 9

Proficient and Above

	2002	2003	2004	2005	2006
State	50%	47%	33%	47%	NA
District	77%	81%	62%	73%	NA
Santa Rosa HS	86%	78%	75%	73%	69%

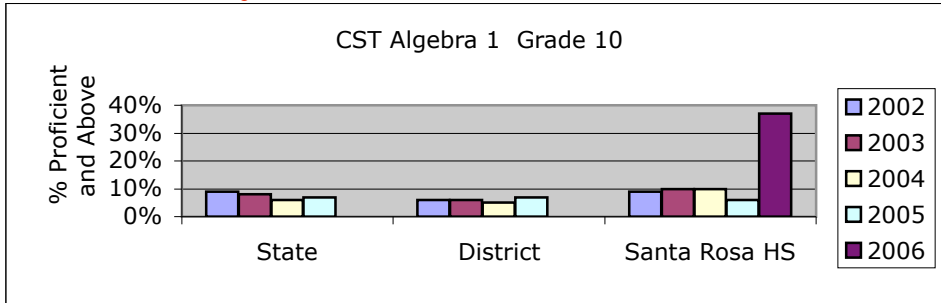


ALGEBRA I Grade 10

Proficient and Above

	2002	2003	2004	2005	2006
State	9%	8%	6%	7%	NA
District	6%	6%	5%	7%	NA
Santa Rosa HS	9%	10%	10%	6%	37%

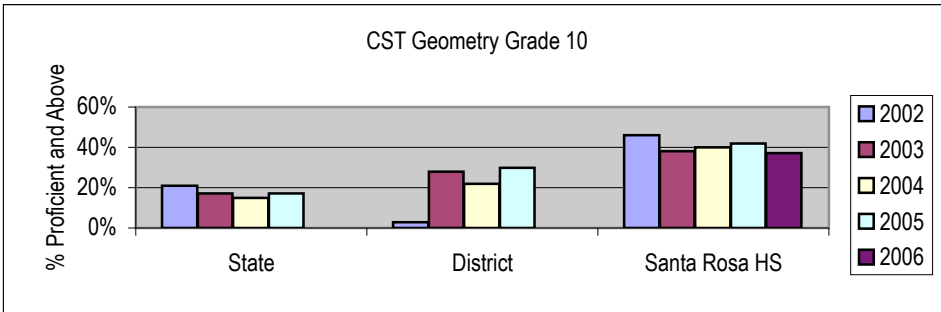
Items in red indicate declining score



GEOMETRY Grade 10

Proficient and Above

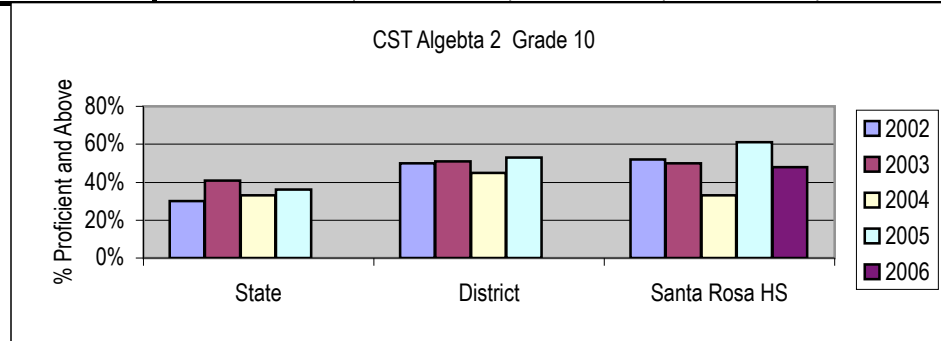
	2002	2003	2004	2005	2006
State	21%	17%	15%	17%	NA
District	3%	28%	22%	30%	NA
Santa Rosa HS	46%	38%	40%	42%	37%



ALGEBRA 2 Grade 10

Proficient and Above

	2002	2003	2004	2005	2006
State	30%	41%	33%	36%	NA
District	50%	51%	45%	53%	NA
Santa Rosa HS	52%	50%	33%	61%	48%

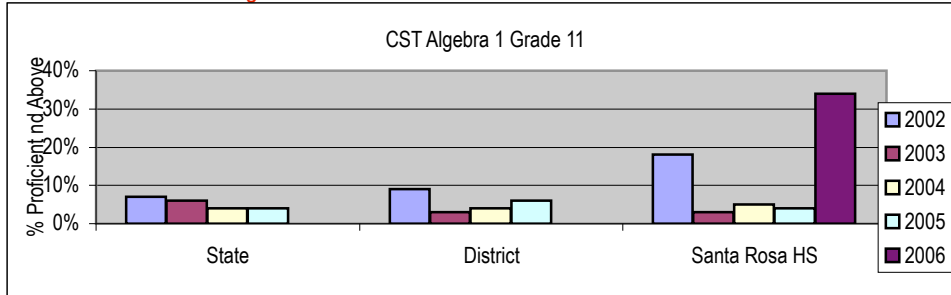


ALGEBRA I Grade 11

Proficient and Above

	2002	2003	2004	2005	2006
State	7%	6%	4%	4%	NA
District	9%	3%	4%	6%	NA
Santa Rosa HS	18%	3%	5%	4%	34%

Items in red indicate declining score

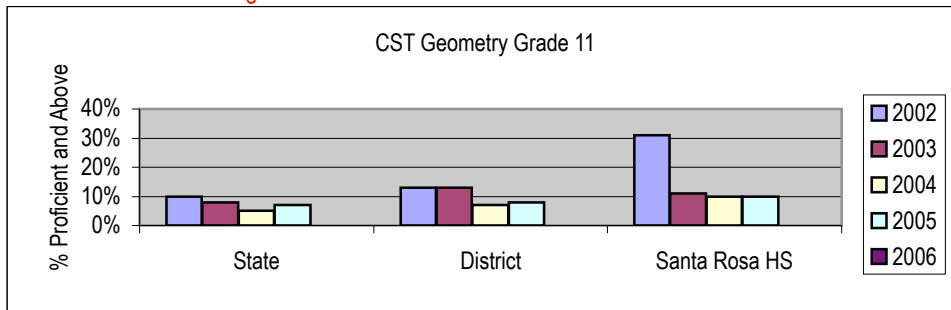


GEOMETRY Grade 11

Proficient and Above

	2002	2003	2004	2005	2006
State	10%	8%	5%	7%	NA
District	13%	13%	7%	8%	NA
Santa Rosa HS	31%	11%	10%	10%	0%

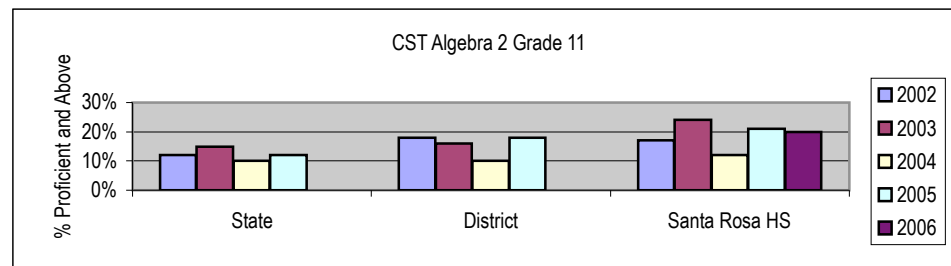
Items in red indicate declining score



ALGEBRA 2 Grade 11

Proficient and Above

	2002	2003	2004	2005	2006
State	12%	15%	10%	12%	NA
District	18%	16%	10%	18%	NA
Santa Rosa HS	17%	24%	12%	21%	20%



Summative Math Grade 11

Proficient and Above

	2002	2003	2004	2005	2006
State	42%	45%	39%	43%	NA
District	58%	60%	46%	52%	NA
Santa Rosa HS	79%	67%	47%	53%	65%

Items in red indicate declining score

