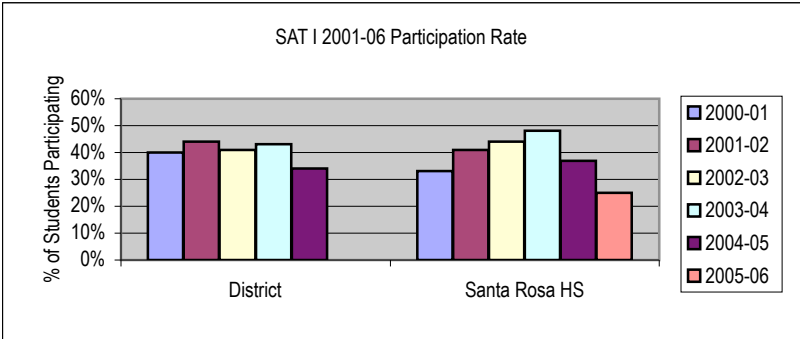


% SAT I 2001- 2006 Participation Rate

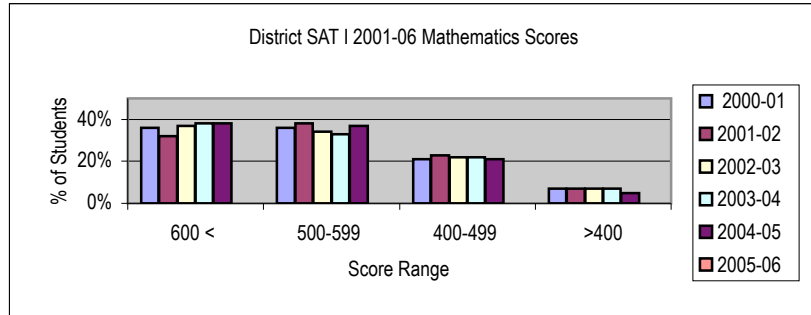
	2000-01	2001-02	2002-03	2003-04	2004-05	2005-06
State	NA	NA	NA	NA	36%	NA
District	40%	44%	41%	43%	34%	NA
Santa Rosa HS	33%	41%	44%	48%	37%	25%

Decline in SRHS student participation on SAT1 is mirrored by the increase of participation in ACT testing



District SAT I 2001-2006 Mathematics Scores

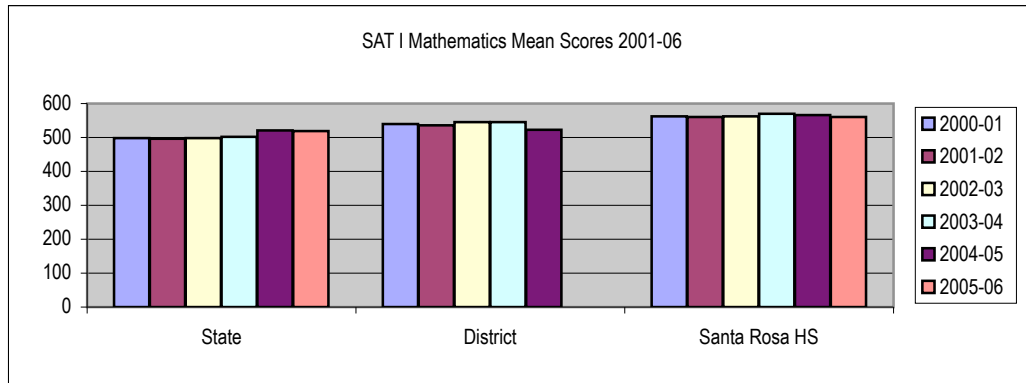
	2000-01	2001-02	2002-03	2003-04	2004-05	2005-06
600 <	36%	32%	37%	38%	38%	NA
500-599	36%	38%	34%	33%	37%	NA
400-499	21%	23%	22%	22%	21%	NA
>400	7%	7%	7%	7%	5%	NA



SAT test preparation course have been implemented on campus Fall 2006. Students in AVID pay 10% of normal fees. SED students pay on a sliding scale.

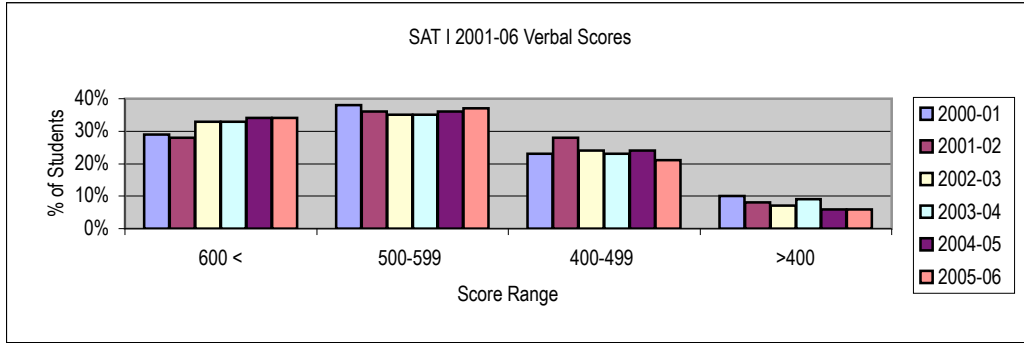
SAT I-Mean Mathematics Scores 1998-2006

	2000-01	2001-02	2002-03	2003-04	2004-05	2005-06
State	498	496	499	501	521	518
District	539	536	545	546	522	NA
Santa Rosa HS	562	561	563	570	566	560



District SAT I 2001-06 Verbal Scores

	2000-01	2001-02	2002-03	2003-04	2004-05	2005-06
600 <	29%	28%	33%	33%	34%	34%
500-599	38%	36%	35%	35%	36%	37%
400-499	23%	28%	24%	23%	24%	21%
>400	10%	8%	7%	9%	6%	6%



SAT I- Mean Verbal Scores 2001-2006

	2000-01	2001-02	2002-03	2003-04	2004-05	2005-06
State	498	496	499	501	499	501
District	539	536	545	546	542	NA
Santa Rosa HS	569	563	558	571	566	554

